



Atlas Copco



Withstanding the elements

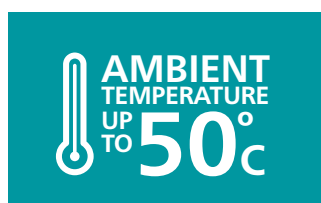
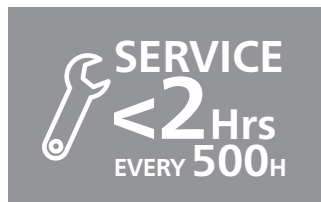
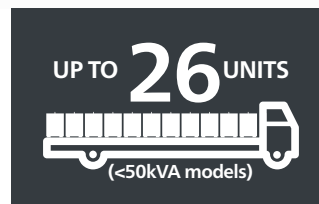
QES generators

Withstanding the elements

QES generators

Specifically developed for construction and general rental industries, the QES range is easy to use and straightforward to maintain. It's the practical predictable power choice –even for the most demanding worksites.

The corrosion treated, water-proof canopy, along with the ability to work at high and low ambient temperatures makes the QES range a great choice. With all the options you could ever need and ready operate in just a few seconds, this range is ready to withstand whatever the elements can throw at it.



Data may change depending on model.

The Atlas Copco logo is displayed in a white rectangular box with blue horizontal bars above and below the text. The background of the entire page is a photograph of a yellow Atlas Copco QES 200 generator at a construction site, with stacks of white building materials and a concrete structure under construction in the background.

Atlas Copco

A technical drawing of a generator is overlaid on the bottom left of the image. It shows a top-down view of the generator's housing with various dimensions and labels. The drawing is in blue lines on a white background. Labels include '1650 (164.2)', '1380 (134.9)', 'C-C (13)', 'Ø17.8', 'Ø22', 'Ø10.5', '18.5', '30.8', '41.8', and 'Ø10'.

Built for you

The QES range has been designed with the customer in mind.
It's easy to move, operate and service.

QES range

NOISE PROTECTION

- Sound attenuated and rugged galvanized steel enclosure

ERGONOMIC TERMINAL BOARD

- Qc manual/remote start digital controller
- 4 poles main circuit breaker
- Earth leakage protection and earth pin ⁽¹⁾
- Emergency stop



GUARANTEED FOR THE HEAT

- Specifically designed to work at high ambient temperatures



CLEAN SYSTEM

- Dual stage heavy duty air filter with safety cartridge (below 250 kVA)
- Dual stage fuel filter with water separator ⁽¹⁾

⁽¹⁾ Optional in some models

ENVIRONMENTALLY CONSCIOUS

- Spillage free frame ⁽¹⁾
- Fuel efficient power pack

TRANSPORT EFFICIENCY

- Lifting frame structure to withstand up to four times the weight of the generator
- Heavy duty base frame for regular mobilization
- Ultra compact footprint to simplify truck loading and storage


EASY AND QUICK INSTALLATION

- Plug and play cable connection
- Pass through cable path, natural bend and strain relief

EASY ACCESS FROM OUTSIDE

- External drain points
- External fuel fill cap for easy refueling (below 500 kVA)

QES range



EASY MAINTENANCE

- Big doors and service plates for superior accessibility
- 500 hours service maintenance intervals
- Manual oil drain pump⁽¹⁾



WITHSTANDING THE ELEMENTS

- Galvanized steel canopy and powder paint coating which undergoes a 720 hour spray test ensures corrosion resistance
- Nitrogen cutting and double layer painting base frame which undergoes a 480 hour spray test ensures corrosion resistance
- Waterproofing treatment

The Atlas Copco logo is displayed in a white rectangular box with blue horizontal bars above and below the text. The background of the entire page is a photograph of a yellow and black Atlas Copco QES generator in a park-like setting with a church in the distance. A technical drawing of a generator is overlaid in the bottom right corner.

Atlas Copco

Withstanding the elements

A QES generator guarantees power. The corrosion treated, water-proof canopy, along with the ability to work at high and low ambient temperatures gives complete peace of mind.

Putting you in control

It's your generator, have it your way!

Mechanical options

- External fuel tank connection and quick couplings
- Cold start
- Integrated long autonomy fuel tank
- Skid frame
- Site and road trailers (below 200 kVA)
- Special colours

Options available may change depending on model selected. Please consult with your local Atlas Copco customer centre.

Electrical options

- Battery charger
- Battery cut-off switch
- Coolant heater
- Sockets panels or power locks
- Qc AMF controller
- Insulation monitoring relay
- Inputs and outputs expansion modules (only for Qc 2212™)
- Communication modules
- Dual frequency switch
- Automatic fuel filling transfer pump (only for Qc 2212™)

Are you looking for paralleling, load sharing or power export?

With QES generators from 60kVA you can always choose the best solution:

- Multiple gensets synchronization controller (with the Qc 3012™)
- AMF synchronization controller (with the Qc 3111™)





Working together!

The standard Digital AVR (DAVR) and a 300% short-circuit capability within 20 seconds will allow you to start any electrical motor.

It is the perfect partner for WEDA pumps!

Do you always have the right sockets to connect your load?

- Single phase option: if you need a lower power output, for a handheld tool or pump, for example. In addition, three different socket options are available depending on your local power standard.
- CEE 400 V from 16 A to 125 A sockets when you need to get the maximum power output from your generator.
- Power locks offers easy and safe plug and play power connectors.



Model	QES 9	QES 14-20	QES 30-40	QES 60-200	QES 250-500	QES 800-1250
Standard controller	Qc1011	Qc1011	Qc1011	Qc1112 (*)	Qc2212	Qc2212
Optional controller	-	-	-	Qc2112 (*)	Qc3012 Qc3111	Qc3012 Qc3111
Single phase socket	1	1	1	2	1	-
CEE 400V3P+N+G 16A	2	1	1	1	1	-
CEE 400V3P+N+G 32A	-	1	-	1	1	-
CEE 400V3P+N+G 63A	-	-	1	1	1	-
CEE 400V3P+N+G 125A	-	-	-	-	2	-
Power locks	-	-	-	-	<input checked="" type="checkbox"/>	-

(*) For QES 60-200 FO, the standard controller is Qc2112 and as an option Qc2212

QES EU Emission compliant

Technical data



Stage V Stage V Stage V

Electrical data		QES 9	QES 14	QES 20	QES 30	QES 40	QES 60
Rated frequency ⁽¹⁾	Hz	50	50	50	50	50	50
Exhaust gas emission compliance		EU Stage V	EU Stage V	EU Stage V	EU Stage IIIA	EU Stage IIIA	EU Stage IIIA
Rated voltage ⁽²⁾	V	400	400	400	400	400	400
Prime power (PRP)	kVA/kW	9,2/7,4	14,3/11,4	17,5 / 14	30/24	42/34	61/49
Rated standby power (ESP)	kVA/kW	10,1/8,1	15,7/12,5	19,3 / 15,4	33/26	46/37	66/53
Power factor cos φ		0,8	0,8	0,8	0,8	0,8	0,8
Rated current (PRP)	A	13	20,6	25,4	43	61	88
Performance class acc. ISO-8528/5		G1	G2	G2	G2	G2	G2
Operating temperature (min/max) ⁽³⁾	°C	-25/50	-25/50	-25/50	-25/50	-25/50	-25/50

Fuel consumption

Fuel tank capacity (Standard/24-48H/1000l fuel tank)	l	55/250/990	55/250/990	55/250/990	105/480	105/480	160/520
Fuel consumption at 100% PRP load	l/h	2,4	3,5	5	6,9	9,8	14
Fuel autonomy at full load (Standard/24-48H/1000l fuel tank)	h	23/104/412	16/72/285	11/50/198	15/69	10/48	11/37

Engine

Model		Kubota D1105-BG2	Kubota D1705M-E4BG	Kubota V2203M-E4BG	Kubota V3300-IDI-BG	Kubota V3800-DI-T-E3BG	John Deere 4045HFG81
Speed	rpm	1500	1500	1500	1500	1500	1500
Rated net power (with fan)	kWm	8,4	13,2	15,8	27	38	53,97
Aspiration		Natural aspired	Natural aspired	Natural aspired	Natural aspired	Turbocharged	Turbocharged with aftercooler
Speed control		Mechanical	Electronic	Electronic	Electronic	Electronic	Mechanical
Number of cylinders		3	3	4	4	4	4
Coolant		Coolant	ParCool®	ParCool®	Coolant	Coolant	Coolant
Swept volume	l	1,12	1,7	2,2	3,3	3,8	4,5

Alternator

Model		Mecc Alte ECP3-1LN/4	Mecc Alte ECP3-3L/4	Mecc Alte ECP28-M/4	Mecc Alte ECP28-VL/4	Mecc Alte ECP32-3S/4	Mecc Alte ECP32-2M/4B
Rated Output (ESP 27°C/PRP 40°C)	kVA	11,8/11	16/15	21,5/20	33/30	48/43	71/63
Degree of protection/Insulation class		IP 23/H	IP 23/H	IP 23/H	IP 23/H	IP 23/H	IP 23/H
Excitation type/AVR model		MAUX/DSR	MAUX/DSR	MAUX/DSR	MAUX/DSR	MAUX/DSR	MAUX/DSR

Noise level


Sound power level (LwA)	dB(A)	85	87	89	88	90	91
Sound pressure level (LpA) at 7m	dB(A)	58	60	62	62	64	65

Dimensions and weight

Length (standard/skid)	mm	1750/1800	1750/1800	1750/1800	2200/2250	2200/2250	2255/2300
Width (standard/skid)	mm	840/944	840/944	840/944	940/1045	940/1045	1130
Height (Standard/24-48H/1000l fuel tank)	mm	1120/1530/1950	1120/1530/1950	1120/1530/1950	1270/1710	1270/1710	1615/2015
Weight wet without fuel (Standard/24-48H/1000l fuel tank)	kg	580/700/980	680/800/1080	740/860/1140	970/1150	1040/1220	1500/1680

(1) Dual frequency models available as an option, please consult. (2) Other voltages available, please consult.

(3) Depending on models, some additional options are available for low temperatures. Derating may apply for high temperature / altitude.



Electrical data		QES 85	QES 105	QES 120	QES 150	QES 200	QES 250	QES 325	QES 400	QES 500
Rated frequency ⁽¹⁾	Hz	50 60	50 60	50 60	50 60	50 60	50 60	50 60	50 60	50 60
Exhaust gas emission compliance		EU Stage IIIA	EU Stage IIIA	EU Stage IIIA	EU Stage IIIA	EU Stage IIIA	EU Stage IIIA	EU Stage IIIA	EU Stage IIIA	EU Stage IIIA
Rated voltage ⁽²⁾	V	400 480	400 480	400 480	400 480	400 480	400 480	400 480	400 480	400 480
Prime power (PRP)	kVA/kW	84/67 84/67	104/83 104/83	120/96 120/96	150/120 160/128	200/160 209/167	250/200 259/207	326/261 347/277	400/320 409/327	500/400 590/500
Rated standby power (ESP)	kVA/kW	91/73 92/74	114/91 115/92	132/105 132/105	164/131 176/141	220/176 230/184	275/220 289/231	356/285 379/303	437/350 447/357	546/437 625/500
Power factor cos φ		0,8	0,8	0,8	0,8	0,8	0,8	0,8	0,8	0,8
Rated current (PRP)	A	121 101	150 125	173 144	216 192	289 251	362 311	473 417	580 493	725 710
Performance class acc. ISO-8528/5		G3	G3	G3	G3	G3	G3	G3	G3	G3
Operating temperature (min/max) ⁽³⁾	°C	-25/50	-25/50	-25/50	-25/50	-25/50	-25/50	-25/50	-25/50	-25/50

Fuel consumption

Fuel tank capacity (Standard/24-48H/1000l fuel tank)	l	230/680	230/680	230/680	375/950	375/950	405/1180	590/1625	590/1625	1055/2100
Fuel consumption at 100% PRP load	l/h	18,5 20	23,4 24,2	27,1 27,3	32,5 35,3	44,1 46,5	52 56	68 71	83 87	103 119
Fuel autonomy at full load (Standard/24-48H/1000l fuel tank)	h	12/36 12/34	10/29 10/28	8/25 8/25	11/29 10/27	8/21 8/20	8/22 7/21	9/24 8/23	7/19 7/19	10/20 9/18

Engine

Model		John Deere 4045HFG82_A	John Deere 4045HFG82_B	John Deere 4045HFG82_C	John Deere 6068HFG82_A	John Deere 6068HFG82_B	Volvo TAD 754 GE	Volvo TAD 1351 GE	Volvo TAD 1355 GE	Volvo TAD 1651 GE
Speed	rpm	1500 1800	1500 1800	1500 1800	1500 1800	1500 1800	1500 1800	1500 1800	1500 1800	1500 1800
Rated net power (with fan)	kWm	73,1 71,9	89,8 88,7	104,9 102,8	133,9 135,7	175,3 178	217 219	279 294	355 344	430 494
Aspiration		Turbocharged with aftercooler	Turbocharged with aftercooler	Turbocharged with aftercooler	Turbocharged with aftercooler	Turbocharged with aftercooler	Turbocharged with aftercooler	Turbocharged with aftercooler	Turbocharged with aftercooler	Turbocharged with aftercooler
Speed control		Electronic	Electronic	Electronic	Electronic	Electronic	Electronic	Electronic	Electronic	Electronic
Number of cylinders		4	4	4	6	6	6	6	6	6
Coolant		ParCool®	ParCool®	ParCool®	ParCool®	ParCool®	ParCool®	ParCool®	ParCool®	ParCool®
Swept volume	l	4,5	4,5	4,5	6,8	6,8	7,15	12,8	12,8	16,1

Alternator

Model		Mecc Alte ECP34-1S/4	Mecc Alte ECP34-2S/4	Mecc Alte ECP34-1L/4	Mecc Alte ECP34-2L/4	Mecc Alte ECO38-2S/4	Mecc Alte ECO38-1L	Mecc Alte ECO38-3L	Mecc Alte ECO40-1S	Mecc Alte ECO40-3S
Rated Output (ESP 27°C/PRP 40°C)	kVA	95/85 108/102	116/105 132/126	148/135 172/162	164/150 202/192	220/200 253/240	275/250 316/300	370/350 432/420	437/400 500/480	546/500 625/600
Degree of protection/Insulation class		IP 23/H	IP 23/H	IP 23/H	IP 23/H	IP 23/H	IP 23/H	IP 23/H	IP 23/H	IP 23/H
Excitation type/AVR model		MAUX/DSR	MAUX/DSR	MAUX/DSR	MAUX/DSR	MAUX/DSR	MAUX/DSR	MAUX/DSR	MAUX/DER1	MAUX/DER1

Noise level


Sound power level (LwA)	dB(A)	89 92	92 95	95 98	93 96	97 101	97 100	97 100	97 100	98 101
Sound pressure level (LpA) at 7m	dB(A)	63 66	66 69	69 72	67 70	71 75	71 74	71 74	71 74	72 75

Dimensions and weight

Length (standard/skid)	mm	2900/2980	2900/2980	2900/2980	3265/3350	3265/3350	3675/3755	4580/4660	4580/4660	5000/5080
Width (standard/skid)	mm	1150	1150	1150	1170	1170	1400/1450	1500 /1550	1500 /1550	1650/1700
Height (Standard/24-48H/1000l fuel tank)	mm	1710/2085	1710/2085	1710/2085	1860/2226	1860/2226	2205/2385	2390/2500	2390/2500	2450/2625
Weight wet without fuel (Standard/24-48H/1000l fuel tank)	kg	1765/2000	1855/2090	1910/2140	2110/2400	2210/2500	3220/3720	4600/4985	4830/5215	5835/6265

QES EU Stationary

Technical data



QES 800-800 DF



QES 900-1000-1000 DF-
1150-1250-1250 DF

Electrical data		QES 800	QES 800 DF	QES 900	QES 1000	QES 1000 DF	QES 1150	QES 1250	QES 1250 DF
Rated frequency ⁽¹⁾	Hz	50	50 60	50	50	50 60	50	50	50 60
Exhaust gas emission compliance		Not applicable	Not applicable	Not applicable	Not applicable	Not applicable	Not applicable	Not applicable	Not applicable
Rated voltage ⁽²⁾	V	400	400 480	400	400	400 480	400	400	400 480
Prime power (PRP)	kVA/kW	800/640	800/640 783/626	910/728	1011/808	1011/808 1107/885	1144/915	1270/1016	1270/1016 1232/985
Rated standby power (ESP)	kVA/kW	874/699	874/699 861/689	1015/812	1115/892	1115/892 1215/973	1250/1000	1420/1136	1420/1136 1355/1084
Power factor cos φ		0,8	0,8	0,8	0,8	0,8	0,8	0,8	0,8
Rated current (PRP)	A	1154	1154 942	1313	1458	1458 1331	1650	1832	1832 1482
Performance class acc. ISO-8528/5		G3	G3	G3	G3	G3	G3	G3	G3
Operating temperature (min/max) ⁽³⁾	°C	-15/50	-15/50	-15/50	-15/50	-15/50	-15/50	-15/50	-15/50

Fuel consumption

Fuel tank capacity (Standard/24-48H/1000l fuel tank)	l	1100	1100	1400	1400	1400	1400	1400	1400
Fuel consumption at 100% PRP load	l/h	163	163 156	180	198	198 225	223	246	247 246
Fuel autonomy at full load (Standard/24-48H/1000l fuel tank)	h	6,7	6,7 7	7,8	7,1	7,1 6,2	6,3	5,7	5,7 5,7

Engine

Model		MTU 12V2000G26F	MTU 12V2000B76	MTU 16V2000G16F	MTU 16V2000G26F	MTU 16V2000B76	MTU 16V2000G36F	MTU 18V2000G26F	MTU 18V2000B76
Speed	rpm	1500	1500 1800	1500	1500	1500 1800	1500	1500	1500 1800
Rated net power (with fan)	kWm	709	709 716	806	890	890 998	1000	1102	1102 1097
Aspiration		Turbocharged with aftercooler	Turbocharged with aftercooler	Turbocharged with aftercooler	Turbocharged with aftercooler	Turbocharged with aftercooler	Turbocharged with aftercooler	Turbocharged with aftercooler	Turbocharged with aftercooler
Speed control		Electronic	Electronic	Electronic	Electronic	Electronic	Electronic	Electronic	Electronic
Number of cylinders		12	12	16	16	16	16	18	18
Coolant		ParCool®	ParCool®	ParCool®	ParCool®	ParCool®	ParCool®	ParCool®	ParCool®
Swept volume	l	26,8	26,8	35,7	35,7	35,7	35,7	40,2	40,2

Alternator

Model		Mecc Alte ECO43-15	Mecc Alte ECO43-15	Mecc Alte ECO43-1M	Mecc Alte ECO43-1M	Mecc Alte ECO43-1M	Mecc Alte ECO43-2M	Mecc Alte ECO43-2L	Mecc Alte ECO43-2L
Rated Output (ESP 27°C/PRP 40°C)	kVA	874/800	874/800 1008/960	1120 /1025	1120 /1025	1120 /1025 1300/1250	1250/1150	1420/1300	1420/1300 1630/1560
Degree of protection/Insulation class		IP 23/H	IP 23/H	IP 23/H	IP 23/H	IP 23/H	IP 23/H	IP 23/H	IP 23/H
Excitation type/AVR model		MAUX/DER1	MAUX/DER1	MAUX/DER1	MAUX/DER1	MAUX/DER1	MAUX/DER1	MAUX/DER1	MAUX/DER1

Noise level

Sound power level (LwA)	dB(A)	103	103 107	104	104	104 108	104	105	105 108
Sound pressure level (LpA) at 7m	dB(A)	75	75 79	76	76	76 80	76	77	77 80

Dimensions and weight

Length (standard/skid)	mm	5600	5600	6500	6500	6500	6500	6500	6500
Width (standard/skid)	mm	1860	1860	2040	2040	2040	2040	2040	2040
Height (Standard/24-48H/1000l fuel tank)	mm	2430	2430	2680	2680	2680	2680	2680	2680
Weight wet without fuel (Standard/24-48H/1000l fuel tank)	kg	9220	9220	11500	11650	11650	11800	12920	12920

(1) Dual frequency models available as an option, please consult. (2) Other voltages available, please consult.

(3) Depending on models, some additional options are available for low temperatures. Derating may apply for high temperature / altitude.



Atlas Copco




Dust, high temperatures, tough environments?

QES generators withstand them all.

QES (non regulated)

Technical data



Electrical data		QES 9 QES 11	QES 14	QES 20 QES 25	QES 30 QES 35	QES 40 QES 50	QES 65 QES 75	QES 85 QES 95	QES 100 QES 115
Rated frequency	Hz	50 60	50	50 60	50 60	50 60	50 60	50 60	50 60
Exhaust gas emission compliance		Below 19 Kw N/A	EU Stage V	EU Stage IIIA N/A	EU Stage IIIA N/A	EU Stage II N/A	-	-	-
Rated voltage ⁽¹⁾	V	400 220	400	400 220	400 220	400 220	400 480	400 480	400 480
Prime power (PRP)	kVA/kW	9/7,2 11/8,8	14,3/11,4	20/16 23/18,4	30/24 34/27,3	42/34 50/40	63/50 75/60	84/67 94/76	102/81 113/90
Rated standby power (ESP)	kVA/kW	10/8 12,6/10,1	15,5/12,4	21,5/17,2 23,6/18,9	33/26 37/29,3	46/37 54/43	71/57 78/62	92/74 105/84	112/89 124/99
Power factor cos φ		0,8	0,8	0,8	0,8	0,8	0,8	0,8	0,8
Rated current (PRP)	A	13 29	20,6	29 60	43 89	61 131	91 90	122 113	148 136
Performance class acc. ISO-8528/5		G2	G2	G2	G2	G1	G2	G2	G2
Operating temperature (min/max) ⁽²⁾	°C	-25/50	-25/50	-25/50	-25/50	-25/50	-25/50	-25/50	-25/50

Fuel consumption

Fuel tank capacity (Standard/24-48H/1000l fuel tank)	l	55/250/990	55/250/990	55/250/990	105/480	105/480	160/520	230/680	230/680
Fuel consumption at 100% PRP load	l/h	2,4 3,1	3,5	5 6	6,9 8	9,8 11	13,1 15,8	17,6 20,2	22 25
Fuel autonomy at full load (Standard/24-48H/1000l fuel tank)	h	22/104/412 18/82/323	16/72/285	11/50/198 9/41/165	15/69 13/60	10/48 9/43	12/40 10/33	13/39 11/34	10/31 9/27

Engine

Model		Kubota D1105-BG2	Kubota D1705M-E4BG	Kubota V2403-M-BG	Kubota V3300-IDI-	Kubota V3800-DI-T-E2BG	John Deere 4045TF120	John Deere 4045TF220	John Deere 4045HF120
Speed	rpm	1500 1800	1500	1500 1800	1500 1800	1500 1800	1500 1800	1500 1800	1500 1800
Rated net power (with fan)	kWm	8,4 9,5	13,2	18,8 22,1	27 30,7	38 44,5	59,6 66,2	73,2 80,9	88,2 96,1
Aspiration		Natural aspired	Natural aspired	Natural aspired	Natural aspired	Turbocharged	Turbocharged	Turbocharged	Turbocharged with aftercooler
Speed control		Mechanical	Electronic	Electronic	Electronic	Electronic	Mechanical	Mechanical	Mechanical
Number of cylinders		3	3	4	4	4	4	4	4
Coolant		ParCool®	ParCool®	ParCool®	ParCool®	ParCool®	ParCool®	ParCool®	ParCool®
Swept volume	l	1,12	1,7	2,4	3,3	3,8	4,5	4,5	4,5

Alternator


Model		Mecc Alte ECP3-1LN/4	Mecc Alte ECP3-3L/4	Mecc Alte ECP3-M/4	Mecc Alte ECP28-VL/4	Mecc Alte ECP32-3S/4	Mecc Alte ECP32-2M/4B	Mecc Alte ECP34-1S/4	Mecc Alte ECP34-2S/4
Rated Output (ESP (27°C 40°C) / PRP 40°C)	kVA	11,8/11 13,8/13,2	16/15	21,5/20 23,6/23	33/30 37/36	48/43 54/51	71/63 78/75,5	95/85 108/102	116/105 132/126
Degree of protection/Insulation class		IP 23/H	IP 23/H	IP 23/H	IP 23/H	IP 23/H	IP 23/H	IP 23/H	IP 23/H
Excitation type/AVR model		MAUX/DSR	MAUX/DSR	MAUX/DSR	MAUX/DSR	MAUX/DSR	MAUX/DSR	MAUX/DSR	MAUX/DSR

Noise level

Sound power level (LwA)	dB(A)	90 92	87	91	90 93	91 93	91 95	88 91	89 94
Sound pressure level (LpA) at 7m	dB(A)	63 66	60	64 65	64 67	65 67	65 69	61 64	62 68

Dimensions and weight

Length (standard/skid)	mm	1750/1800 1750	1750/1800	1750/1800 1750	2200/2250 2200	2200/2250 2200	2255/2300	2900/2980	2900/2980
Width (standard/skid)	mm	840/944 840	840/944	840/944 840	940/1045 940	940/1045 940	1130	1150	1150
Height (Standard/24-48H/1000l fuel tank)	mm	1120/1530/1950	1120/1530/1950	1120/1530/1950	1270/1710	1270/1710	1615/2015	1710/2085	1710/2085
Weight wet without fuel (Standard/24-48H/1000l fuel tank)	kg	580/700/980	680/800/1080	740/860/1140	970/1150	1040/1220	1500/1680	1830/2000	1905/2090



Electrical data		QES 125 QES 135	QES 155 QES 170	QES 200 QES 205	QES 250	QES 320	QES 400	QES 500
Rated frequency	Hz	50 60	50 60	50 60	50 60	50 60	50 60	50 60
Exhaust gas emission compliance		-	-	-	EU Stage II	EU Stage II	EU Stage II	EU Stage II
Rated voltage (1)	V	400 480	400 480	400 480	400 480	400 480	400 480	400 480
Prime power (PRP)	kVA/kW	123/99 136/109	157/126 171/137	197/157 203/162	249/199 255/204	321/257 347/277	400/320 466/373	500/400 580/464
Rated standby power (ESP)	kVA/kW	135/108 150/120	173/139 188/151	217/173 213/170	275/220 286/229	352/281 380/304	437/350 500/400	546/437 625/500
Power factor cos φ		0,8	0,8	0,8	0,8	0,8	0,8	0,8
Rated current (PRP)	A	178 163	227,5 205,6	284 244	360 307	466 417	580 561	725 697
Performance class acc. ISO-8528/5		G2	G2	G2	G3	G3	G3	G3
Operating temperature (min/max) ⁽²⁾	°C	-25/50	-25/50	-25/50	-25/50	-25/50	-25/50	-25/50

Fuel consumption

Fuel tank capacity (Standard/24-48H/1000l fuel tank)	l	375/950	375/950	375/950	405/1180	590/1625	590/1625	1055/2100
Fuel consumption at 100% PRP load	l/h	26,4 31,7	33,5 41,4	41,4 44,4	52 56	68 71	83 87	103 119
Fuel autonomy at full load (Standard/24-48H/1000l fuel tank)	h	14/36 12/30	11/28 9/23	9/23 8/21	8/22 7/21	9/24 8/23	7/19 7/19	10/20 9/18

Engine

Model		John Deere 6068TF220	John Deere 6068HF120	John Deere 6068HFG20	Volvo TAD 734 GE	Volvo TAD 1341 GE	Volvo TAD 1344 GE	Volvo TAD 1641 GE
Speed	rpm	1500 1800	1500 1800	1500 1800	1500 1800	1500 1800	1500 1800	1500 1800
Rated net power (with fan)	kWm	106,1 115,1	134,7 143,5	169,6 174	213 216	275 294	354 392	430 485
Aspiration		Turbocharged	Turbocharged with aftercooler	Turbocharged with aftercooler	Turbocharged with aftercooler	Turbocharged with aftercooler	Turbocharged with aftercooler	Turbocharged with aftercooler
Speed control		Mechanical	Mechanical	Mechanical	Electronic	Electronic	Electronic	Electronic
Number of cylinders		6	6	6	6	6	6	6
Coolant		ParCool®	ParCool®	ParCool®	ParCool®	ParCool®	ParCool®	ParCool®
Swept volume	l	6,8	6,8	6,8	7,15	12,8	12,8	16,1

Alternator

Model		Mecc Alte ECP34-1L/4	Mecc Alte ECP34-2L/4	Mecc Alte ECO38-2S/4 ECO38-1S/4	Mecc Alte ECO38-1L	Mecc Alte ECO38-3L	Mecc Alte ECO40-1S	Mecc Alte ECO40-3S
Rated Output (ESP 27°C 40°C) / PRP 40°C)	kVA	148/135 172/162	164/150 202/192	220/200 230/220	275/250 316/300	370/350 432/420	437/400 500/480	546/500 625/600
Degree of protection/Insulation class		IP 23/H	IP 23/H	IP 23/H	IP 23/H	IP 23/H	IP 23/H	IP 23/H
Excitation type/AVR model		MAUX/DSR	MAUX/DSR	MAUX/DSR	MAUX/DSR	MAUX/DSR	MAUX/DER1	MAUX/DER1

Noise level

Sound power level (LwA)	dB(A)	91 95	92 97	97 99	97 100	97 100	97 100	98 101
Sound pressure level (LpA) at 7m	dB(A)	64 69	66 71	71 73	71 74	71 74	71 74	72 75

Dimensions and weight

Length (standard/skid)	mm	3265/3350	3265/3350	3265/3350	3675/3755	4580/4660	4580/4660	5000/5080
Width (standard/skid)	mm	1150	1150	1150	1400/1450	1500 /1550	1500 /1550	1650/1700
Height (Standard/24-48H/1000l fuel tank)	mm	1860/2226	1860/2226	1860/2226	2065/2385	2235/2500	2235/2500	2300/2625
Weight wet without fuel (Standard/24-48H/1000l fuel tank)	kg	2150/2300	2230/2400	2320/2500	3220/3720	4600/4985	4830/5215	5835/6265

(1) Other voltages available, please consult.

(2) Depending on models, some additional options are available for low temperatures. Derating may apply for high temperature / altitude.

Product portfolio

GENERATORS

PORTABLE
1,6–12 kVA



MOBILE
9–1250* kVA



INDUSTRIAL
10–2250* kVA



CONTAINERS
800–1450 kVA




*Multiple configurations available to produce power for any size application

DEWATERING PUMPS

ELECTRIC SUBMERSIBLE
250–16.200 l/min



SURFACE PUMPS
833–23.300 l/min



SMALL PORTABLE
210–2500 l/min



Diesel and electric options available

LIGHT TOWERS

DIESEL LED AND MH



BATTERY LED



ELECTRIC LED



AIR COMPRESSORS AND HANDHELD TOOLS

AIR COMPRESSORS
1–116 m³/min
7–345 bar



HANDHELD TOOLS
Pneumatic
Hydraulic
Petrol engine driven




ONLINE SOLUTIONS

SHOP ONLINE PARTS ONLINE
Find and order the spare parts for power equipment. We handle your orders 24 hours a day.



POWER CONNECT
Scan the QR code on your machine, and go to the QR Connect Portal to find all the information about your machine.



LIGHT THE POWER YOUR SIZING TOOL
A useful calculator to help you choose the best solution for your power and light needs



FLEETLINK
Intelligent telematics system that helps optimize fleet usage, reduce maintenance costs, ultimately saving time and cost.



Atlas Copco AB
atlascopco.com

